

# Prices for Securities Traded as of 08/02/2021

Printed 08/02/2021 15:11:56.056

## PRICES FOR EQUITY SECURITIES TRADED ON 08/02/2021

S/N	COMPANY	PCLOSE	OOPEN	OPEN	HIGH	LOW	%SPREAD	OCLOSE	CLOSE	CHANGE	%CHANGI	TRADES	VOLUME	VALUE
1	ABCTRANS	0.35	-	0.35	-	-	-	-	0.35	-	-	6	71,695	24,681.03
2	ACADEMY	0.33	-	0.33	-	-	-	-	0.33	-	-	5	112,215	35,204.67
3	ACCESS	8.55	-	8.55	8.65	8.45	2.31	8.60	8.60	0.05	0.58	346	33,956,722	289,600,974.40
4	AFRINSURE	0.24	-	0.24	-	-	-	-	0.24	-	-	10	96,976	24,644.36
5	AFRIPRUD	6.70	-	6.70	7.25	6.70	7.59	-	7.25	0.55	8.21	89	2,289,391	16,166,901.13
6	AFROMEDIA	0.20	-	0.20	-	-	-	-	0.20	-	-	3	92,520	18,504.00
7	AIICO	1.21	-	1.21	1.19	1.18	0.84	-	1.18	-0.03	-2.48	44	841,039	1,009,907.55
8	AIRTELAFRI	930.00	-	930.00	-	-	-	-	930.00	-	-	18	1,452	1,292,201.30
9	ALEX	8.10	-	8.10	-	-	-	-	8.10	-	-	1	136	992.80
10	ARDOVA	19.00	-	19.00	-	-	-	-	19.00	-	-	38	181,816	3,318,980.20
11	BERGER	7.25	-	7.25	-	-	-	-	7.25	-	-	11	42,338	277,693.05
12	BETAGLAS	55.40	-	55.40	-	-	-	-	55.40	-	-	6	2,389	121,463.00
13	BOCGAS	13.61	-	13.61	-	-	-	-	13.61	-	-	11	41,219	547,261.08
14	BUACEMENT	79.00	-	79.00	-	-	-	-	79.00	-	-	44	93,467	6,739,015.50
15	CADBURY	8.50	-	8.50	-	-	-	-	8.50	-	-	32	140,345	1,216,459.45
16	CAP	20.00	-	20.00	-	-	-	-	20.00	-	-	14	81,155	1,529,993.55
17	CAVERTON	2.00	-	2.00	-	-	-	-	2.00	-	-	10	120,857	240,715.20
18	CHAMPION	2.77	-	2.77	2.51	2.50	0.40	-	2.50	-0.27	-9.75	90	2,348,560	5,947,142.88
19	CHAMS	0.24	-	0.24	0.25	0.23	8.00	-	0.25	0.01	4.17	19	2,335,738	563,907.90
20	CHELLARAM	2.26	-	2.26	-	-	-	-	2.26	-	-	2	6,963	15,736.38
21	CILEASING	5.13	-	5.13	-	-	-	-	5.13	-	-	12	91,697	453,584.51
22	CONOIL	21.00	-	21.00	-	-	-	-	21.00	-	-	17	17,928	362,088.50
23	CORNERST	0.65	-	0.65	0.59	0.59	-	-	0.59	-0.06	-9.23	15	276,907	166,110.65
24	COURTVILLE	0.21	-	0.21	0.21	0.21	-	-	0.21	-	-	15	1,253,838	263,055.98
25	CUSTODIAN	6.00	-	6.00	5.95	5.90	0.84	-	5.95	-0.05	-0.83	14	499,549	2,962,531.90








































Prices for Securities Traded as of 08/02/2021

Printed 08/02/2021 15:11:56.056

S/N	COMPANY	PCLOSE	OOPEN	OPEN	HIGH	LOW	%SPREAD	OCLOSE	CLOSE	CHANGE	%CHANGI	TRADES	VOLUME	VALUE
26	CUTIX	2.20	-	2.20	2.20	2.20	-	-	2.20	-	-	16	350,931	778,577.91
27	CWG	2.54	-	2.54	-	-	-	-	2.54	-	-	3	8,300	19,957.00
28	DAARCOMM	0.25	-	0.25	-	-	-	-	0.25	-	-	1	4,346	999.58
29	DANGCEM	230.00	-	230.00	-	-	-	-	230.00	-	-	72	178,708	40,680,334.70
30	DANGSUGAR	20.00	-	20.00	19.95	19.65	1.50	-	19.95	-0.05	-0.25	198	1,810,417	35,885,094.70
31	ETERNA	5.75	5.70	5.70	5.70	5.70	-	-	5.70	-0.05	-0.87	39	716,899	4,117,129.40
32	ETI	6.00	-	6.00	6.10	6.00	1.64	-	6.00	-	0.83	78	2,472,335	14,918,434.75
33	ETRAZACT	2.50	-	2.50	-	-	-	-	2.50	-	-	3	34,380	91,107.00
34	FBNH	7.25	-	7.25	7.35	7.25	1.36	7.35	7.35	0.10	1.38	244	54,245,793	396,421,904.00
35	FCMB	3.20	-	3.20	3.46	3.19	7.80	-	3.21	0.01	0.31	101	5,264,087	17,174,543.78
36	FIDELITYBK	2.50	-	2.50	2.60	2.50	3.85	-	2.60	0.10	4.00	137	8,504,110	21,674,829.59
37	FIDSON	5.54	-	5.54	6.00	6.00	-	-	6.00	0.46	8.30	35	301,127	1,742,212.17
38	FLOURMILL	31.45	-	31.45	31.00	31.00	-	-	31.00	-0.45	-1.43	109	2,101,386	64,921,498.15
39	FTNCOCOA	0.52	-	0.52	0.57	0.52	8.77	-	0.53	0.01	1.92	29	2,034,054	1,087,307.40
40	GLAXOSMITH	7.00	-	7.00	7.00	7.00	-	-	7.00	-	-	31	713,167	4,994,687.30
41	GSPECPLC	4.19	-	4.19	-	-	-	-	4.19	-	-	1	28	107.80
42	GUARANTY	36.00	-	36.00	33.10	32.85	0.76	-	32.85	-3.15	-8.75	336	2,974,747	97,902,326.40
43	GUINEAINS	0.20	-	0.20	0.20	0.20	-	-	0.20	-	-	8	1,012,279	202,473.38
44	GUINNESS	19.00	-	19.00	19.85	19.50	1.76	-	19.85	0.85	4.47	102	6,769,753	132,173,599.20
45	HONYFLOUR	1.30	-	1.30	1.33	1.33	-	-	1.33	0.03	2.31	42	923,337	1,250,304.19
46	INITSPCL	0.52	-	0.52	-	-	-	-	0.52	-	-	1	1,000	510.00
47	INTBREW	6.20	-	6.20	6.21	6.21	-	-	6.21	0.01	0.16	21	266,763	1,658,082.04
48	JAIZBANK	0.72	-	0.72	0.69	0.65	5.80	-	0.65	-0.07	-9.72	68	3,009,142	1,993,106.71
49	JAPAULGOLD	0.75	-	0.75	0.80	0.75	6.25	-	0.79	0.04	5.33	74	4,256,182	3,338,842.43
50	JBERGER	19.70	-	19.70	-	-	-	-	19.70	-	-	44	162,938	3,212,448.60

Prices for Securities Traded as of 08/02/2021

Printed 08/02/2021 15:11:56.056

S/N	COMPANY	PCLOSE	OOPEN	OPEN	HIGH	LOW	%SPREAD	OCLOSE	CLOSE	CHANGE	%CHANGI	TRADES	VOLUME	VALUE
51	JOHNHOLT	0.50	-	0.50	-	-	-	-	0.50	 - 	-	1	63,367	34,851.85
52	LEARNAFRCA	1.00	-	1.00	-	-	-	-	1.00	 - 	-	6	60,370	61,323.30
53	LINKASSURE	0.60	-	0.60	-	-	-	-	0.60	 - 	-	8	150,241	95,679.45
54	LIVESTOCK	2.39	-	2.39	-	-	-	-	2.39	 - 	-	37	449,246	1,041,094.20
55	MANSARD	1.30	-	1.30	1.35	1.17	13.33	-	1.30	 - 	-1.54	100	13,078,914	16,829,320.95
56	MAYBAKER	4.90	-	4.90	4.65	4.50	3.23	-	4.65	 -0.25 	-5.10	46	1,179,167	5,420,429.71
57	MBENEFIT	0.38	-	0.38	0.40	0.36	10.00	-	0.40	 0.02 	5.26	27	3,725,176	1,401,456.16
58	MCNICHOLS	0.73	-	0.73	0.80	0.80	-	-	0.80	 0.07 	9.59	9	197,125	157,700.00
59	MEYER	0.50	-	0.50	-	-	-	-	0.50	 - 	-	1	58	29.00
60	MOBIL	228.00	-	228.00	-	-	-	-	228.00	 - 	-	16	2,032	431,322.10
61	MRS	13.40	-	13.40	-	-	-	-	13.40	 - 	-	7	7,432	99,004.00
62	MTNN	180.00	-	180.00	-	-	-	-	180.00	 - 	-	132	649,501	118,857,489.20
63	MULTIVERSE	0.24	-	0.24	0.26	0.26	-	-	0.26	 0.02 	8.33	8	228,593	59,074.18
64	NAHCO	2.20	-	2.20	-	-	-	-	2.20	 - 	-	34	616,951	1,371,865.03
65	NASCON	16.20	-	16.20	16.30	16.20	0.61	-	16.20	 - 	0.62	61	1,763,427	28,627,386.30
66	NB	61.00	-	61.00	-	-	-	-	61.00	 - 	-	41	187,742	11,051,615.45
67	NCR	3.43	-	3.43	-	-	-	-	3.43	 - 	-	1	10	34.30
68	NEIMETH	1.94	-	1.94	-	-	-	-	1.94	 - 	-	20	280,767	568,868.47
69	NEM	2.50	-	2.50	-	-	-	-	2.50	 - 	-	13	107,894	251,297.50
70	NESTLE	1,450.00	-	1,450.00	-	-	-	-	1,450.00	 - 	-	38	10,190	14,717,409.80
71	NIGERINS	0.22	-	0.22	-	-	-	-	0.22	 - 	-	5	77,190	16,755.80
72	NNFM	8.65	-	8.65	-	-	-	-	8.65	 - 	-	12	150,567	1,180,136.74
73	NPFMCRFBK	1.80	-	1.80	-	-	-	-	1.80	 - 	-	7	36,501	68,565.28
74	OANDO	2.98	-	2.98	3.00	2.97	1.00	-	2.98	 - 	0.67	93	3,942,763	11,772,806.14
75	OKOMUOIL	93.00	-	93.00	-	-	-	-	93.00	 - 	-	20	15,366	1,319,685.95

Prices for Securities Traded as of 08/02/2021

Printed 08/02/2021 15:11:56.056

S/N	COMPANY	PCLOSE	OOPEN	OPEN	HIGH	LOW	%SPREAD	OCLOSE	CLOSE	CHANGE	%CHANGI	TRADES	VOLUME	VALUE
76	PHARMDEKO	1.35	-	1.35	-	-	-	-	1.35	-	-	1	1,054	1,528.30
77	PORTPAINT	3.15	-	3.15	-	-	-	-	3.15	-	-	7	25,109	71,343.66
78	PRESKO	75.00	-	75.00	-	-	-	-	75.00	-	-	18	258,268	19,047,786.35
79	PRESTIGE	0.48	-	0.48	0.48	0.47	2.08	-	0.48	-	-	8	309,637	146,736.26
80	PZ	5.65	-	5.65	5.10	5.10	-	-	5.10	-0.55	-9.73	45	717,282	3,729,782.20
81	REDSTAREX	3.40	-	3.40	3.30	3.30	-	-	3.30	-0.10	-2.94	28	814,280	2,615,506.11
82	REGALINS	0.30	-	0.30	-	-	-	-	0.30	-	-	2	43,450	13,035.00
83	RTBRISCOE	0.22	-	0.22	0.23	0.20	13.04	-	0.20	-0.02	-9.09	7	11,262,766	2,585,436.18
84	SCOA	2.93	-	2.93	-	-	-	-	2.93	-	-	4	25,199	66,525.36
85	SEPLAT	495.00	-	495.00	-	-	-	-	495.00	-	-	36	53,662	27,858,345.60
86	SKYAVN	2.88	-	2.88	3.04	3.04	-	-	3.04	0.16	5.56	3	125,000	382,750.00
87	SOVRENINS	0.27	-	0.27	0.28	0.28	-	-	0.28	0.01	3.70	78	5,643,225	1,617,870.07
88	STANBIC	45.00	-	45.00	-	-	-	-	45.00	-	-	19	38,275	1,721,512.20
89	STERLNBANK	1.85	-	1.85	1.90	1.84	3.16	1.90	1.90	0.05	2.70	57	2,067,928	3,892,640.60
90	SUNUASSUR	0.90	-	0.90	-	-	-	-	0.90	-	-	1	34	27.54
91	TANTALIZER	0.20	-	0.20	-	-	-	-	0.20	-	-	2	120,000	24,000.00
92	TOTAL	142.00	-	142.00	-	-	-	-	142.00	-	-	39	348,245	49,401,747.50
93	TRANSCOHOT	3.25	-	3.25	-	-	-	-	3.25	-	-	4	21,166	68,789.50
94	TRANSCORP	1.00	-	1.00	1.03	0.99	3.88	1.03	1.03	0.03	3.00	127	16,687,672	16,831,032.53
95	TRANSEXPR	0.90	-	0.90	-	-	-	-	0.90	-	-	1	430	425.70
96	TRIPPLEG	0.75	-	0.75	-	-	-	-	0.75	-	-	2	3,841	3,072.80
97	UACN	8.25	-	8.25	8.25	8.20	0.61	-	8.25	-	-0.61	67	2,338,984	19,174,331.50
98	UAC-PROP	0.75	-	0.75	0.77	0.76	1.30	-	0.76	0.01	1.33	23	665,904	514,325.32
99	UBA	8.45	-	8.45	8.80	8.50	3.41	-	8.80	0.35	4.14	221	11,327,953	97,932,735.00
100	UBN	5.80	-	5.80	5.80	5.80	-	-	5.80	-	-	34	78,808,221	457,063,218.10

Prices for Securities Traded as of 08/02/2021

Printed 08/02/2021 15:11:56.056

S/N	COMPANY	PCLOSE	OOPEN	OPEN	HIGH	LOW	%SPREAD	OCLOSE	CLOSE	CHANGE	%CHANGI	TRADES	VOLUME	VALUE
101	UCAP	5.74	-	5.74	5.80	5.51	5.00	-	5.70	-0.04 ↓	-0.70	205	11,200,055	63,602,256.09
102	UNILEVER	14.60	-	14.60	14.30	14.30	-	-	14.30	-0.30 ↓	-2.05	51	927,497	13,122,867.70
103	UNIONDAC	0.31	-	0.31	0.31	0.31	-	-	0.31	- →	-	3	321,570	99,686.70
104	UNIONDICON	10.95	-	10.95	-	-	-	-	10.95	- →	-	1	180	1,782.00
105	UNITYBNK	0.73	-	0.73	-	-	-	-	0.73	- →	-	7	91,862	66,155.78
106	UNIVINSURE	0.20	0.20	0.20	0.20	0.20	-	-	0.20	- →	-	2	697,068	139,413.60
107	UPDCREIT	5.50	-	5.50	6.00	6.00	-	6.00	6.00	0.50 ↑	9.09	13	181,207	1,081,319.70
108	UPL	1.30	-	1.30	-	-	-	-	1.30	- →	-	2	1,200	1,608.00
109	VERITASKAP	0.21	-	0.21	0.21	0.20	4.76	0.21	0.21	- ↓	-4.76	14	3,155,000	652,650.00
110	VITAFOAM	9.00	-	9.00	9.05	9.00	0.55	-	9.00	- →	-	47	2,753,367	24,785,009.10
111	WAPCO	26.65	-	26.65	26.95	26.70	0.93	-	26.85	0.20 ↑	0.75	166	2,504,743	67,276,309.30
112	WAPIC	0.57	-	0.57	0.60	0.57	5.00	-	0.57	- ↑	5.26	51	426,367	247,842.63
113	WEMABANK	0.69	-	0.69	0.69	0.65	5.80	-	0.65	-0.04 ↓	-5.80	61	2,261,818	1,538,820.78
114	ZENITHBANK	26.00	-	26.00	26.10	25.95	0.57	26.00	26.00	- ↑	0.19	398	14,166,272	368,610,991.00
<b>Total</b>												<b>5,263</b>	<b>340,489,502</b>	<b>2,640,566,585.77</b>

Prices for Securities Traded as of 08/02/2021

Printed 08/02/2021 15:11:56.056

PRICES FOR ETF SECURITIES TRADED ON 08/02/2021

S/N	COMPANY	PCLOSE	OPEN	HIGH	LOW	%SPREAD	CLOSE	CHANGE	%CHANG	TRADES	VOLUME	VALUE
1	MERGROWTH	19.50	19.50	17.55	17.55	-	17.55	-1.95 ↓	-10.00	1	1,000	17,550.00
2	MERVALUE	19.90	19.90	19.90	19.25	3.27	19.90	- ↓	-3.27	2	1,100	21,240.00
3	NEWGOLD	8,490.00	8,490.00	8,565.00	8,565.00	-	8,565.00	75.00 ↑	0.88	1	9,729	83,328,885.00
<b>Total</b>										<b>4</b>	<b>11,829</b>	<b>83,367,675.00</b>

Prices for Securities Traded as of 08/02/2021

Printed 08/02/2021 15:11:56.056

PRICES FOR BOND SECURITIES TRADED ON 08/02/2021

S/N	COMPANY	PCLOSE	OPEN	HIGH	LOW	%SPREAD	CLOSE	CHANGE	%CHANGE	TRADES	VOLUME	VALUE
1	FG112024S1	132.00	132.00	132.00	132.00	-	132.00	-	-	1	193	254,759.81
2	FGS202166	100.00	100.00	100.00	100.00	-	100.00	-	-	1	60	60,000.00
3	FGSUK2024S1	140.00	140.00	145.60	145.36	0.16	145.37	5.37	3.84	4	13,656	19,855,925.28
4	FGSUK2025S2	121.93	121.93	131.92	121.92	7.58	131.92	9.99	8.19	3	3,725	4,714,398.15
<b>Total</b>										<b>9</b>	<b>17,634</b>	<b>24,885,083.24</b>